

Internet Keyboard User's Guide


Congratulations on your purchasing this Internet Keyboard. With seven buttons featured for Internet, and one button for ACPI Power Management, this keyboard is the best helper when you surf on the web by using Microsoft Internet Explorer 5.0 or later version.

System Requirement

- ◆ IBM AT, PS/2 PC and its compatibles
- ◆ Microsoft® Windows® 95, Windows® 98, Windows NT® 4.0, Windows® 2000, or Windows® ME operating system
- ◆ Microsoft Internet Explorer 5.0 or later version (for Internet buttons)
- ◆ The system supporting ACPI or APM II (for Sleep button)
- ◆ ATX mother board and ATX power supply (for Sleep button)


Functions of the Special Keys







Sleep Button:

	Sleep	To put your system to sleep (power-saving) mode. The Sleep button is a power management key. Its function was specified since Windows® 98. So the earlier version of Windows, like Windows® 95 and Windows NT® 4.0, don't recognize and can't perform it. If you want to have this button work under Windows 95 and Windows NT 4.0, as well as the Internet button introduced as under mentioned, please install the enclosed driver and then to enable this ACPI key.
---	-------	--

Internet Buttons:

The following Internet buttons are used with Microsoft Internet Explorer 5.0. To have these buttons work under Windows 95, Windows 98, or Windows NT4.0, the KeyMaestro keyboard driver enclosed is needed to install. Please refer to the file readme.htm in the disk for installation.

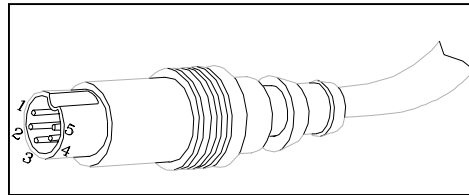
	Back	To return to the last page you viewed.
---	------	--

	Forward	To view the next page you viewed before.
	Stop	If a page you are trying to view is taking too long to open, click this button.
	Search	To gain access to a number of search providers.
	Web/Home	To start your Microsoft Internet Explorer 5.0 and bring up the home page you set.
	Favorites	To select a web page from your list of favourites.
	Mail	To open the default program you use for mail. If more than one email programs are installed, you may select Tools -> Internet Options -> Programs -> Email to change the default setting from Internet Explorer.

Keyboard Cable Connector

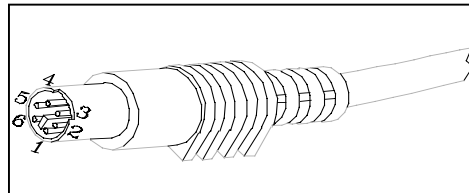
AT Compatible Cable (5-pin Din Connector)

Pin #	Signal Name	Voltage
1	Keyboard Clock	+5VDC Signal
2	Ground	0
3	Keyboard Data	+5VDC Signal
4	Power Supply	+5VDC
5	No Connection	



PS/2 Compatible Cable (6-pin Miniatures Din Connector)

Pin #	Signal Name	Voltage
1	Keyboard Clock	+5VDC Signal
2	Ground	0
3	Keyboard Data	+5VDC Signal
4	Reserved	0
5	+5VDC	+5VDC
6	Reserved	0



FCC GUIDELINES

This equipment has been tested and found to comply with the limits for a Class B digital device, pursuant to Part 15 of the FCC Rules. These limits are designed to provide reasonable protection against harmful interference in a residential installation. This equipment generates, uses and can radiate radio frequency energy and, if not installed and used in accordance with the instructions may cause harmful interference to radio communications. However, there is no guarantee that interference will not occur in a particular installation. If this equipment does cause harmful interference to radio or television reception, which can be determined by turning the equipment off and on, the user is encouraged to try to correct the interference by one or more of the following measures:

- ♦ Reorient or relocate the receiving antenna
- ♦ Increase the separation between the equipment and receiver
- ♦ Connect the equipment into an outlet on a circuit different from that to which the receiver is connected.
- ♦ Consult the dealer or an experienced radio/TV technician for help.
- ♦ Use only shielded cables to connect I/O devices to this equipment.

This device complies with Part 15 of the FCC Rules. Operation is subject to the following two conditions: (1) This device may not cause harmful interference. (2) This device must accept any interference received, including interference that may cause undesired operation.

Information to User:

- ☞ ***Any changes or modifications not expressly approved by the party responsible for compliance could void the user's authority to operate this equipment. Shielded interface cable, if any, must be used in order to comply with emission limits.***

IBM AT and PS/2 are registered trademarks of International Business Machines Corporation.

Microsoft and Windows are registered trademarks of Microsoft Corporation in the United States and/or other countries.

All other trademarks are trademarks of their respective holders.



3100504830
Version 2.0
Sept. 2000
Printed in China

